

PROFILES OF DD COUNCILS

March, 1980

by:

R. Lee Henney, Ph.D.



Institute for Comprehensive Planning  
151 D Street, S.E.  
Washington, D.C. 20003

This paper was prepared pursuant to the Bi-Regional T&TA Project Grant from HEW Region IX in response to a request from the California State Council on Developmental Disabilities. Grantees undertaking such projects under government sponsorship are encouraged to express freely their judgments in professional and technical matters. Points of view or opinions do not, therefore, necessarily represent official DDO, HEW position or policy. Phyllis Berlin performed the primary research for this project.

## TABLE OF CONTENTS

INTRODUCTION

COUNCIL COMPOSITION

SIZE OF COUNCILS

COUNCIL REPRESENTATIVES

STATE AUTHORITY

FREQUENCY OF COUNCIL MEETINGS

METHOD BY WHICH COUNCILS CONDUCT BUSINESS BETWEEN MEETINGS

STANDING COMMITTEES

STANDING COMMITTEES BY NAME

COMMITTEES AND TASK FORCES OTHER THAN STANDING COMMITTEES

AUTHORITY OF COMMITTEES

DATA AND INFORMATION BY STATE

CONCLUSIONS

RECOMMENDATIONS

APPENDIX:

DATA COLLECTION INSTRUMENT

DD STAFF DIRECTORS AS OF MARCH, 1980

## INTRODUCTION

The purpose of this report is to respond to a Technical Assistance request generated by the California State Council on Developmental Disabilities. The California Council request was to secure and report the following information on as many State Councils as possible:

- a. Size and composition of Councils;
- b. Frequency of meetings;
- c. If less than monthly Council meetings, what mechanism to conduct business;
- d. Committee structure, and extent of delegation of Council authority.

The last time a national survey was conducted for information concerning the construct of DD Councils was in the spring of 1976. The survey at that time was performed by DD/TAS at the University of North Carolina.

However, with the passage of PL 95-602 and with the new Council mandate requirements, it is appropriate that we again look at the overall composition of DD Councils throughout the nation. This report contains the results of an investigation into the construct of each of the DD Councils.

The Appendix of this report contains the data request form used to collect the information. The information was collected during the month of February, 1980. The Appendix also contains a current listing, as of March, 1980, of the Council Staff Directors in the fifty-four States and Territories.

## COUNCIL COMPOSITION

PL 95-602 requires each State Planning Council to have the following composition:

### STATE PLANNING COUNCILS

Sec. 137(a)(1) Each State which receives assistance under this part shall establish a State Planning Council which will serve as an advocate for persons with developmental disabilities (as defined in section 102(7)). The members of the State Planning Council of a State shall be appointed by the Governor of the State from among the residents of that State. The Governor of each State shall make appropriate provisions for the rotation of membership on the Council of his respective State. Each State Planning Council shall at all times include in its membership representatives of the principal State agencies, higher education training facilities, local agencies, and nongovernmental agencies and groups concerned with services to persons with developmental disabilities in that State.

(2) At least one-half of the membership of each such Council shall consist of persons who--

- (A) are persons with developmental disabilities or parents or guardians of such persons, or
- (B) are immediate relatives or guardians of persons with mentally impairing developmental disabilities,

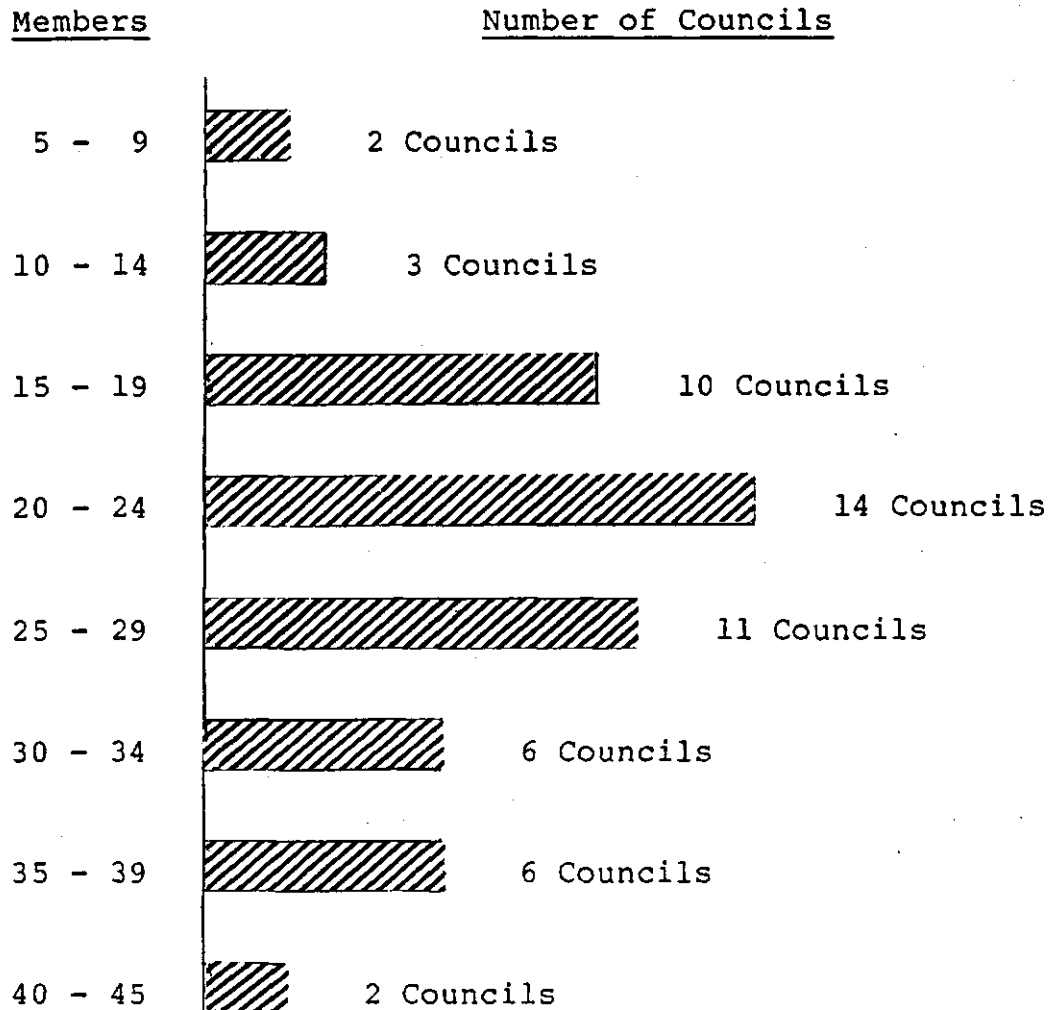
who are not employees of a State agency which receives funds or provides services under this part, who are not managing employees (as defined in section 1126(b) of the Social Security Act) of any other entity which receives funds or provides services under this part, and who are not persons with an ownership or control interest (within the meaning of section 1124(a)(3) of the Social Security Act) with respect to such an entity.

(3) Of the members of the Council described in paragraph (2)--

- (A) at least one-third shall be persons with developmental disabilities, and
- (B) (i) at least one-third shall be individuals described in subparagraph (B) of paragraph (2), and (ii) at least one of such individuals shall be an immediate relative or guardian of an institutionalized person with a developmental disability.

## SIZE OF COUNCILS

Councils range in size from 8 to 41 members, with an average being 22 members.

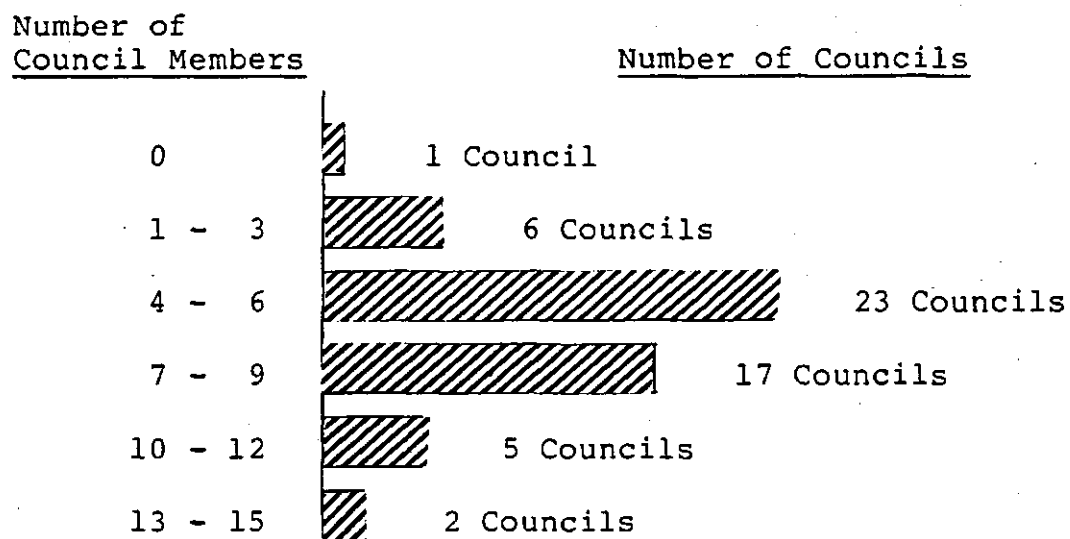


## COUNCIL REPRESENTATIVES

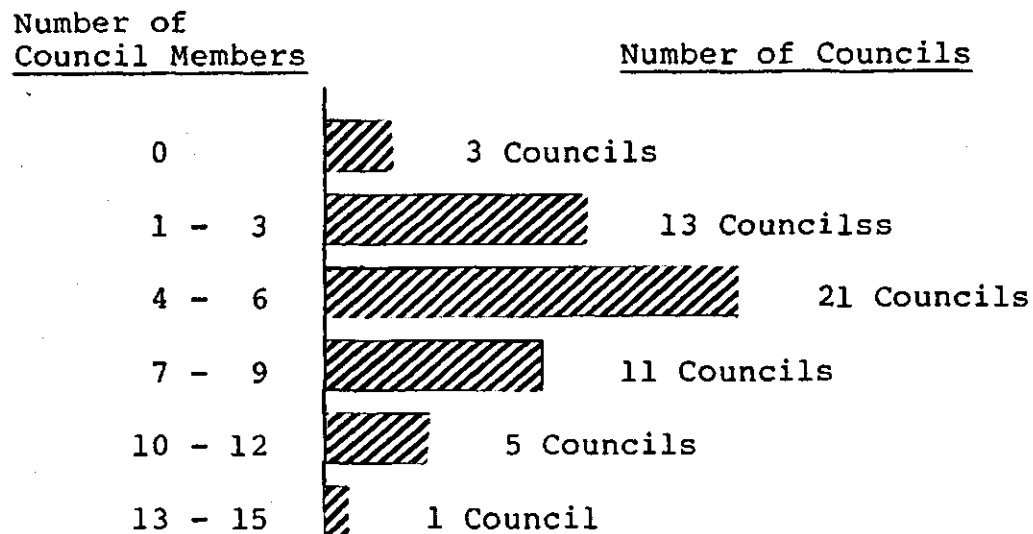
There are 1,311 Council members on the 54 State and Territory DD Planning Councils in the United States. These 1,311 Council members are divided into the following representative categories:

<u>Category</u>	<u>Number of Council Members</u>	<u>% of Council</u>
Representatives of State Agencies	350	27
Representatives of Non-State Agencies	308	23
Primary Consumer Representatives	216	17
Representatives of Consumers	437	33


### Representatives of State Agencies



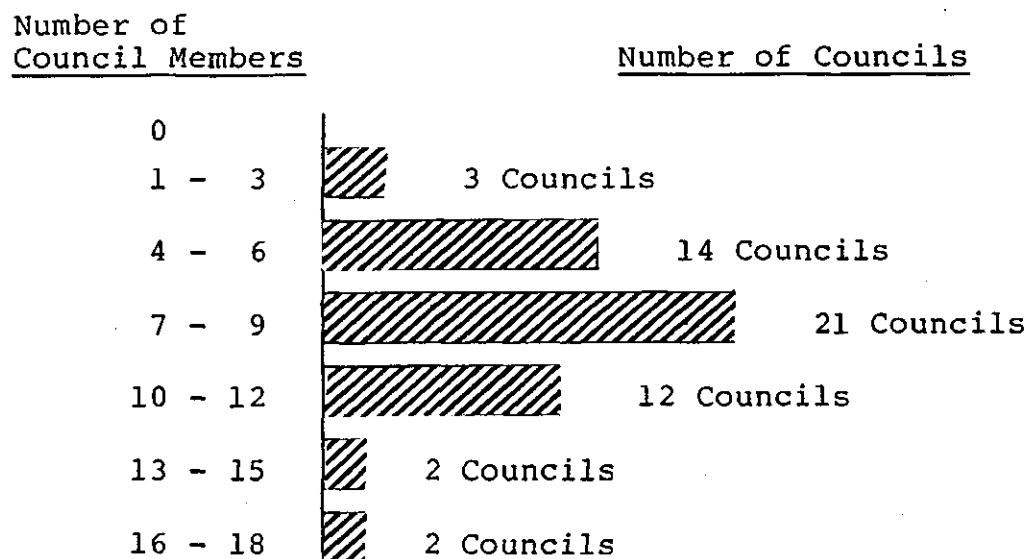
### Representatives of Non-State Agencies



### Primary Consumer Representatives



### Representatives of Consumers





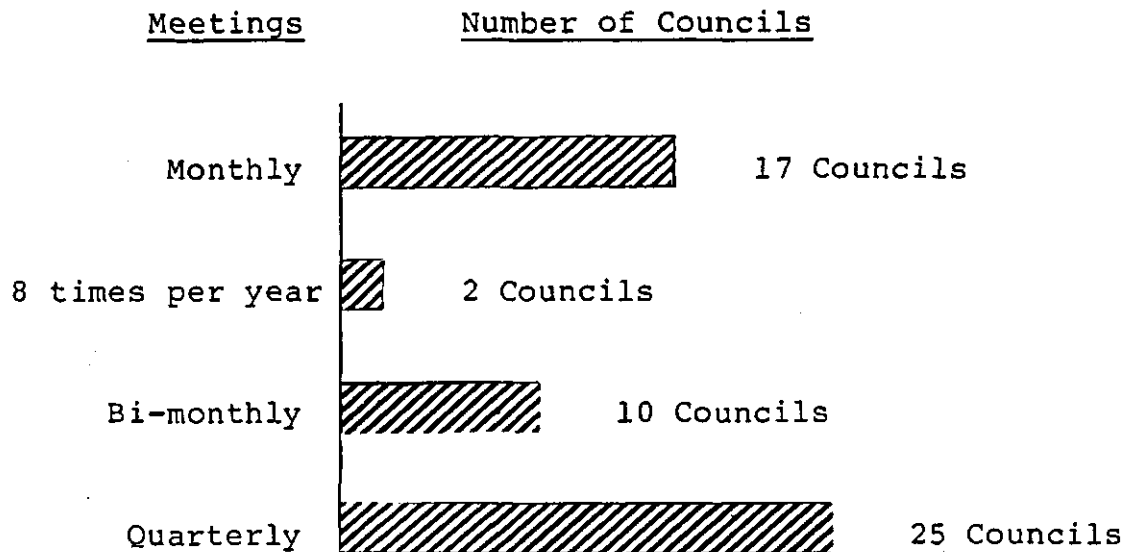
## STATE AUTHORITY

In addition to the Federal authority of PL 95-602, the majority of Councils, 46, operate on Executive Order of the Governor. There are only 8 States which have State Statutes under which the State DD Planning Council is organized. These 8 States are:

- Alaska
- California
- Colorado
- Hawaii
- Idaho
- New Jersey
- North Dakota
- Rhode Island

## FREQUENCY OF COUNCIL MEETINGS

Frequency of Council meetings varies from quarterly (4 times per year) to monthly (12 times per year). There are two Councils which meet 8 times per year. The majority, 25, of the Councils meet quarterly.



**METHOD BY WHICH COUNCILS CONDUCT  
BUSINESS BETWEEN MEETINGS**

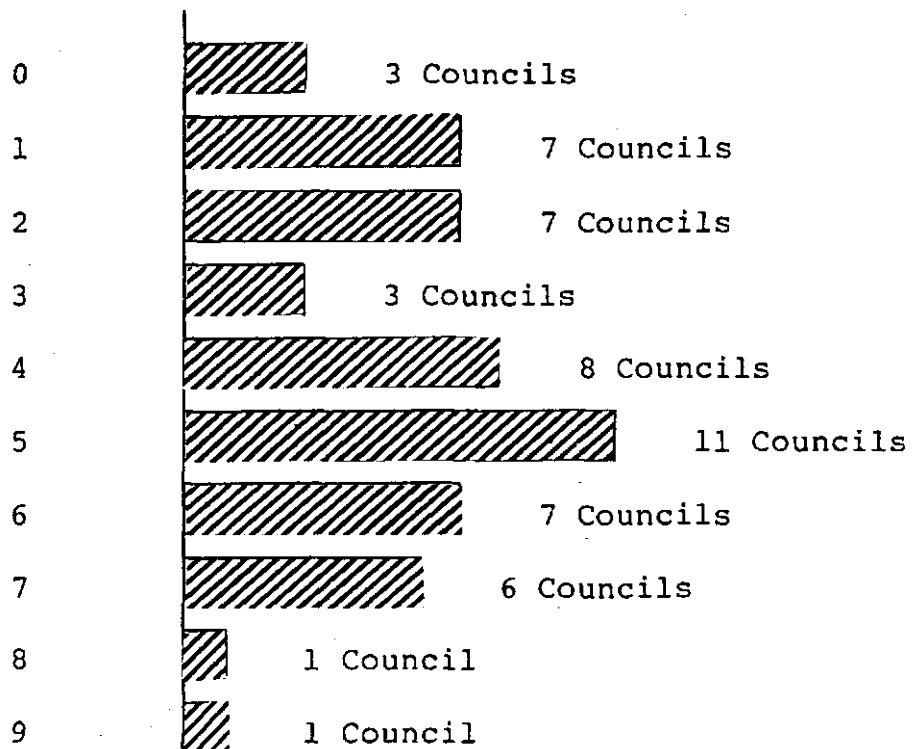
There are 37 Councils which do not meet monthly. Of the 37 Councils, 34 rely on the Committee structure to conduct business between meetings. The other three Councils conduct business by mail and telephone between meetings.

## STANDING COMMITTEES

The number of standing committees ranges from no standing committees for three Councils to nine standing committees for one Council. The average number of standing committees per Council is 4.

Number of  
Standing Committees

Number of Councils



## STANDING COMMITTEES BY NAME

There are 38 different names for standing committees used by State Councils. Nineteen names of standing committees appear only once. Seven of the names of standing committees appear in two Councils. Forty-two of the Councils have an Executive Committee as a standing committee.

<u>Name of Standing Committee</u>	<u>Number of Councils</u>
Executive	42
Planning	31
Monitoring and Evaluation	24
Legislative	19
Public Awareness	18
Advocacy	13
Grants Review	9
Budget	7
Membership and Nominating	7
Goals and Objectives	3
Deinstitutionalization	3
Service Systems	3

Names of standing committees which appeared in two (2) Councils:

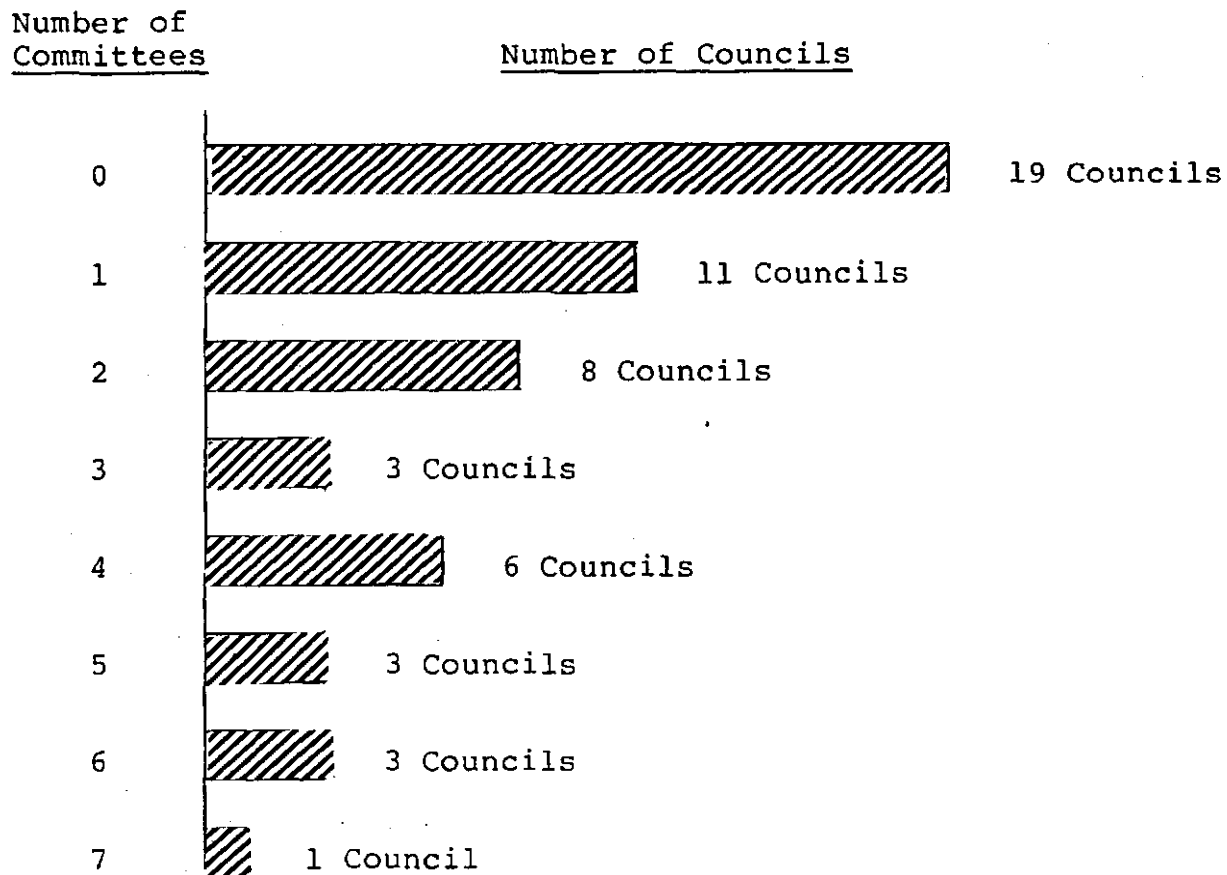
Human Rights	Area Planning
By-Laws	Community Services
Residential Services	Inter-Agency
Child Development	

Names of standing committees which appeared in one (1) Council:

Education	Program Review
Curriculum Development	Agency Facilitation
Statewide Coordination	Certification
Special Studies and Projects	Minority Affairs
Early Intervention	Consumer Task Force
Legal Rights & Opportunities	Implementation Strategies
Screening	Resource
State Plan Review	Training and Manpower
Research and Prevention	Education and Training
Administrative Rules	

**COMMITTEES AND TASK FORCES  
OTHER THAN STANDING COMMITTEES**

There are 19 Councils which have no committees or task forces other than the standing committees. There is one Council which has 7 committees in addition to its standing committees.



## **AUTHORITY OF COMMITTEES**

Only 14 of the Councils have given committees authority to act independently between Council meetings. The rest of the Councils use committees only as advisory and require committees to receive approval from the full Council.

DATA AND INFORMATION

BY STATE



## ALABAMA

- |                                      |   |   |
|--------------------------------------|---|---|
| 1. Number of Council Members:        | : | 18  |
| 2. State Agencies Represented:       | : | Education of Handicapped<br>Voc. Rehab. and Crippled Children<br>Social Ser. and Public Assistance<br>Medical Assistance<br>Maternal and Child Health<br>MH, MR and DD Services |
| Non-State Agencies and Programs      | : | UAF<br>DD Advocacy Project<br>Community Program   |
| 3. Number of Primary Consumers       | : | 4   |
| Number of Consumer Representatives   | : | 5   |
| 4. Council Authority                 | : | Executive Order   |
| 5. Frequency of Council Meetings     | : | Quarterly   |
| 6. Business Conduct Between Meetings | : | Mail and Telephone  |
| 7. Council Standing Committees:      | : | Planning 5 members<br>Budget 5 members  |
| 8. Other Committees or Task Forces   | : | Nominating 3 members  |
| 9. Authority of Committees           | : | Advisory only   |

# ALASKA

1. Number of Council Members:	:	20
2. State Agencies Represented:	:	Maternal & Child Health Crippled Children Health Planning & Development Public Assistance Social Services MH and DD Voc. Rehab. Special Education
Non-State Agencies and Programs	:	Day Care  School Board
3. Number of Primary Consumers *	:	4
Number of Consumer Representatives*:	:	8
(*May also represent State or non-State Agencies)		
4. Council Authority	:	State Statute
5. Frequency of Council Meetings	:	Quarterly
6. Business Conduct Between Meetings	:	Committees and Telephone Conference Calls
7. Council Standing Committees:	:	Executive 5 members Education 7 members Finance 5 members Legislative 6 members Membership & Nominating 3 members Plan Develop.& Program Eval. 6 members Public Awareness 6 members
8. Other Committees or Task Forces	:	Regulations 9 members Vision & Hearing 12 members Screening T.F.
9. Authority of Committees	:	That which is specifically given by the Council

## ARIZONA

1. Number of Council Members:	:	28
2. State Agencies Represented:	:	Economic Security (6 Human Service Divisions) Education Health Services Rehabilitative Services Higher Education
Non-State Agencies and Programs	:	Handicapped Center Community Hospital Childrens Evaluation Center Pre-school & Adult Day Program Rehab. Foundation for Handicapped
3. Number of Primary Consumers	:	4
Number of Consumer Representatives	:	9
4. Council Authority	:	Executive Order
5. Frequency of Council Meetings	:	Monthly
6. Business Conduct Between Meetings	:	Committees
7. Council Standing Committees:	:	Executive 8 members Service Systems 10 members Planning 7 members Human Rights 10 members
8. Other Committees or Task Forces	:	Legislative T.F. 6 members Search 6 members
9. Authority of Committees	:	Council gives authority

# ARKANSAS

1. Number of Council Members:	:	24
2. State Agencies Represented:	:	Voc Rehab. Comp. Health Planning MR & DD Educ. for Handicapped Maternal & Child Health MH Public Asst.       ) Medical Asst.     ) rep. by Social Serv.       ) 1 member Crippled Children)
Non-State Agencies and Programs	:	Community (5)
3. Number of Primary Consumers:	:	4
Number of Consumer Representatives	:	8
4. Council Authority	:	Governor
5. Frequency of Council Meetings	:	Quarterly
6. Business Conduct Between Meetings	:	Committees
7. Council Standing Committees:	:	Advocacy               2 members By-Laws               4 members Executive             5 members Goals & Objectives   5 members Grants Review        7 members Monitoring & Eval.   7 members Planning              6 members Public Awareness &   7 members Influencing Service               7 members
8. Other Committees or Task Forces	:	DD State Plan Impl.   4 members Legal Conference      7 members DD Location           12 members Needs Assessment     4 members Special Education     7 members
9. Authority of Committees	:	Standing committees have authority to conduct business between Council meetings

CALIFORNIA

1. Number of Council Members:	:	14	
2. State Agencies Represented:	:	Developmental Services Education Health & Welfare	
Non-State Agencies and Programs	:	County Supervisors Assn. Organization of Area Boards Epilepsy Fnd. United Cerebral Palsy Assn. Public Member	
3. Number of Primary Consumers	:	1	
Number of Consumer Representatives	:	5	
4. Council Authority	:	State	
5. Frequency of Council Meetings	:	Monthly	
6. Business Conduct Between Meetings	:	Committees	
7. Council Standing Committees:	:	State Plan	8 members
		Budget & Finance	4 members
8. Other Committees or Task Forces	:	Respite Care T.F.	9 members
		Adult Needs & Ser.	6 members
		Data System T.F.	6 members
		Infant Development	8 members
		Licensing, Zoning & Placement	13 members
		Legislative	6 members
		Regional Ctr.Study T.F.	17 members
9. Authority of Committees	:	Advisory	

COLORADO

1. Number of Council Members:	:	21	
2. State Agencies Represented:	:	Health Social Services Institutions Education	
Non-State Agencies and Programs	:	Community Center Board Committee for Disabled Home & Training School UAF Other (2)	
3. Number of Primary Consumers	:	4	
Number of Consumer Representatives	:	7	
4. Council Authority	:	State Statute	
5. Frequency of Council Meetings	:	Monthly	
6. Business Conduct Between Meetings	:	Committees	
7. Council Standing Committees:	:	Executive	5 members
		Public Awareness & Advocacy	8 members
8. Other Committees or Task Forces	:	Education T.F.	9 members
		Prevention Coalition	8 members
		Future Role Steering	11 members
		MH/DD T.F.	9 members
9. Authority of Committees	:	Council gives authority	

## CONNECTICUT

1. Number of Council Members: : 40
2. State Agencies Represented: : Voc Rehab.  
MR (3)  
MH  
Education  
Children & Youth Serv.  
Health Serv. for Hand.Children  
Comprehensive Health Planning  
Income Maintenance
- Non-State Agencies and Programs : Foster Grandparents Program  
Epilepsy Fnd.  
Community Health Care  
ARC  
Sch. for Blind & Handicapped  
Apartment Residence  
(3 vacancies)
3. Number of Primary Consumers: : 11
- Number of Consumer Representatives : 10
4. Council Authority : Governor
5. Frequency of Council Meetings : Quarterly
6. Business Conduct Between Meetings : Committees
7. Council Standing Committees: : Executive 4 members  
Advocacy 10 members  
Evaluation 10 members  
Planning 10 members  
Public Infor.& Educ. 10 members
8. Other Committees or Task Forces : Convened to accomplish specific goals
9. Authority of Committees : Council gives authority

1. Number of Council Members:	:	26																
2. State Agencies Represented:	:	Mental Health Comprehensive Health Planning Social Services Medical Assistance MR Educ. of Handicapped Public Assistance Maternal & Child Health & Crippled Children Voc. Rehab.																
Non-State Agencies and Programs	:	Curative Workshop Easter Seal United Way Legal Aid Concerned Citizens (2)																
3. Number of Primary Consumers:	:	5																
Number of Consumer Representatives	:	6																
4. Council Authority	:	Governor																
5. Frequency of Council Meetings	:	Every other month																
6. Business Conduct Between Meetings	:	Executive Committee meets on off month																
7. Council Standing Committees:	:	<table border="0"> <tr> <td>Executive</td> <td>6 members</td> </tr> <tr> <td>Advocacy</td> <td>16 members</td> </tr> <tr> <td>Membership</td> <td>8 members</td> </tr> <tr> <td>State Planning</td> <td>14 members</td> </tr> <tr> <td>Grant Overview</td> <td>15 members</td> </tr> <tr> <td>Sub-Comm. Evaluation</td> <td>9 members</td> </tr> <tr> <td>Sub-Comm. Application</td> <td>10 members</td> </tr> <tr> <td>Review</td> <td></td> </tr> </table>	Executive	6 members	Advocacy	16 members	Membership	8 members	State Planning	14 members	Grant Overview	15 members	Sub-Comm. Evaluation	9 members	Sub-Comm. Application	10 members	Review	
Executive	6 members																	
Advocacy	16 members																	
Membership	8 members																	
State Planning	14 members																	
Grant Overview	15 members																	
Sub-Comm. Evaluation	9 members																	
Sub-Comm. Application	10 members																	
Review																		
8. Other Committees or Task Forces	:	<table border="0"> <tr> <td>Law</td> <td>4 members</td> </tr> </table>	Law	4 members														
Law	4 members																	
9. Authority of Committees	:	Advisory																



DISTRICT OF COLUMBIA

1. Number of Council Members:	:	33
2. State Agencies Represented:	:	Educ. of Handicapped Social Rehab. Higher Education M&CH & Crippled Children Recreation Health Coordinating Council Labor
Non-State Agencies and Programs	:	City Council MH & MR Services Assn. Children with Learning Disab. Ctr. for Sickle Cell Disease UCP Joseph P. Kennedy Inst. Regional Resource Ctr. United Planning Organization D.C. Assn. for Retarded Citizens Georgetown University Other
3. Number of Primary Consumers	:	7
Number of Consumer Representatives	:	8
4. Council Authority	:	Mayor
5. Frequency of Council Meetings	:	Every 2 months
6. Business Conduct Between Meetings	:	Weekly staff meeting, committees, telephone
7. Council Standing Committees:	:	Executive 9 members Legislative 10 members Monitoring & Eval. 7 members Projects Grants Review 8 members Deinstitutionalization 10 members Inst. Reform Curriculum Develop., 1 member Editing & Review (new comm.)
8. Other Committees or Task Forces	:	None
9. Authority of Committees	:	Council gives authority

FLORIDA

1. Number of Council Members:	:	20
2. State Agencies Represented:	:	Educ. of Handicapped DD Services MR-CP-EP-Autism Comprehensive Health Planning
Non-State Agencies and Programs	:	UAF Governor's Office (vacant) UCP Autistic Society Epilepsy MR
3. Number of Primary Consumers	:	Governor has recommendations for appointments which fulfill new definition
Number of Consumer Representatives	:	2
4. Council Authority	:	Governor
5. Frequency of Council Meetings	:	Quarterly
6. Business Conduct Between Meetings	:	Committees and staff
7. Council Standing Committees:	:	Executive 7 members Priorities & Activities 6 members Legislative & Public Infor. 6 members Evaluation 6 members
8. Other Committees or Task Forces	:	Members of Council represent Council on State Task Forces
9. Authority of Committees	:	Advisory

## GEORGIA

1. Number of Council Members:	:	37
2. State Agencies Represented:	:	MH & MR Advocacy Special Education Voc. Rehab. Family & Children Serv. Medical Assistance M&CH & Crippled Children Health Planning Labor Offender Rehab. Institutions Special Education
Non-State Agencies and Programs	:	Exceptional Children UAF Training Center Assn. Retarded Citizens CP General Assembly member Special Educ.
3. Number of Primary Consumers	:	5
Number of Consumer Representatives	:	13
4. Council Authority	:	Executive Order Governor
5. Frequency of Council Meetings	:	Quarterly
6. Business Conduct Between Meetings	:	4 major committees based on plan objectives
7. Council Standing Committees:	:	Executive 6 members
8. Other Committees or Task Forces	:	Case Management 11 members Employment Servicess 8 members Advocacy & Protection 9 members Community Education 8 members By-Laws T.F. 5 members Legislative T.F. 10 members
9. Authority of Committees	:	Advisory

GUAM

1. Number of Council Members:	:	15
2. State Agencies Represented:	:	Education (2) Voc. Rehab. Handicapped Special Education Youth Program
Non-State Agencies and Programs	:	Community (2)
(*In process of re-appointments. Membership will will be 26 min. with all State Agencies represented)		
3. Number of Primary Consumers	:	1
Number of Consumer Representatives	:	6
4. Council Authority	:	Under Voc. Rehab.
5. Frequency of Council Meetings	:	Monthly
6. Business Conduct Between Meetings	:	Telephone & correspondence
7. Council Standing Committees:	:	None
8. Other Committees or Task Forces	:	None
9. Authority of Committees	:	N/A

## HAWAII

1. Number of Council Members: : 15
2. State Agencies Represented: : Health-Inst.-MR & DD  
Educ. for Handicapped - Voc.Rehab.  
Public Asst.-Medical Asst.-Soc.Serv.  
M&CH - Crippled Children - MH &  
Comprehensive Planning
- Non-State Agencies and Programs : Higher Education  
Local government  
ARC
3. Number of Primary Consumers : 3
- Number of Consumer Representatives : 5
4. Council Authority : State Law
5. Frequency of Council Meetings : Monthly
6. Business Conduct Between Meetings : Committees
7. Council Standing Committees: : Executive 4 members  
Planning 4 members  
Residential Serv. 4 members  
Priority Impl. 4 members  
Nomination 4 members
8. Other Committees or Task Forces : Evaluation 3 members + ad hoc
9. Authority of Committees : Advisory

IDAHO

1. Number of Council Members:	:	20
2. State Agencies Represented:	:	Health & Welfare Education Voc. Rehab.
Non-State Agencies and Programs	:	Rehabilitation Facility Community Development Interested Persons (6)
3. Number of Primary Consumers	:	3
Number of Consumer Representatives	:	6
4. Council Authority	:	State Law
5. Frequency of Council Meetings	:	Quarterly
6. Business Conduct Between Meetings	:	Executive Committee acts in lieu of Council. Conference calls.
7. Council Standing Committees:	:	Executive 7 members Residential Serv. 5 members Child Develop. 5 members Influencing 6 members Awareness 3 members
8. Other Committees or Task Forces	:	None
9. Authority of Committees	:	Advisory

ILLINOIS

1. Number of Council Members:	:	33
2. State Agencies Represented:	:	Human Services MH/DD Rehab. Serv. Board of Education Public Health Crippled Children Serv. Child & Family Serv. Public Aid Higher Education (2)
Non-State Agencies and Programs	:	UCP (2) ARC (2) Community Center United Way Epilepsy (2)
3. Number of Primary Consumers	:	4
Number of Consumer Representatives	:	11
4. Council Authority	:	Executive Order
5. Frequency of Council Meetings	:	Every other month
6. Business Conduct Between Meetings	:	Committees
7. Council Standing Committees:	:	Executive 6-7 members Statewide Coord. 6-7 members Public Infor. & Legis. 6-7 members Special Studies & Proj. 6-7 members Evaluation 6-7 members State Planning 6-7 members Sub-Comm. Regional & Sub-Regional Planning
8. Other Committees or Task Forces	:	Definitional Study of 95-602 Advisory Committee. Committees and Task Forces as needed.
9. Authority of Committees	:	Advisory

## INDIANA

1. Number of Council Members: : 17
2. State Agencies Represented: : Social Services  
Health  
Rehab. Serv.  
Mental Health  
Public Welfare  
Public Instruction
- Non-State Agencies and Programs : MR Center  
MR Organization  
UAF
3. Number of Primary Consumers\* : 2
- Number of Consumer Representatives\*: 7
- (\*May also represent State or non-State Agencies)
4. Council Authority : Governor
5. Frequency of Council Meetings : Monthly
6. Business Conduct Between Meetings : Committees

7. Council Standing Committees: Planning 10 members

Evaluation 5 members

8. Other Committees or Task Forces : None
9. Authority of Committees : Advisory



IOWA

1. Number of Council Members:	:	24
2. State Agencies Represented:	:	Social Services Mental Health Crippled Children Special Education Voc. Rehab.
Non-State Agencies and Programs	:	Civil Rights UAF Easter Seal Board of Regents Gov.'s Comm. on Handicapped Technical consumers-Advocates (3)  Other (2)
3. Number of Primary Consumers	:	4
Number of Consumer Representatives	:	5
4. Council Authority	:	Executive Order Governor
5. Frequency of Council Meetings	:	Quarterly
6. Business Conduct Between Meetings	:	Committees
7. Council Standing Committees:	:	Executive 6 members Area Planning 9 members Advocacy 5 members Evaluation 5 members Project Grants Review 6 members Public Infor., Educ. & Training 5 members State Plan 5 members
8. Other Committees or Task Forces	:	4 ad hoc committees per year
9. Authority of Committees	:	Council gives authority

# KANSAS

1. Number of Council Members: 15
2. State Agencies Represented: : Education  
Health & Health Planning  
MH & MR  
Higher Education
- Non-State Agencies and Programs : DD Facility  
Housing Facility  
Rehab. Facility
3. Number of Primary Consumers : 3
- Number of Consumer Representatives : 5
4. Council Authority : Governor
5. Frequency of Council Meetings : 8 per year
6. Business Conduct Between Meetings : Executive committee  
Sub-committee meetings  
Correspondence
7. Council Standing Committees: : Executive 5 members  
Evaluation 3 members + ad hoc  
Integrative Serv. 6 members + ad hoc  
(6 Sub-Comm.)  
Trng. & Manpower 3 members  
Legislative 4 members  
State Plan 4 members + ad hoc  
Finance, Budget & 3 members + ad hoc  
Grant Review
8. Other Committees or Task Forces : Reg.Council T.F. 1 member + ad hoc  
NCDD 1 member + ad hoc
9. Authority of Committees : Advisory

KENTUCKY

1. Number of Council Members:	:	31
2. State Agencies Represented:	:	Social Services Educ. for Exceptional Children Public Instruction M&CH & Crippled Children MH/MR Health Services Housing, Bldg. & Construction Rehab. Services Social Insurance
Non-State Agencies and Programs	:	UAF Soc. for Autistic Children Residential Care Special Education Epilepsy Assn. Retarded Citizens Private service provider - neurologist
3. Number of Primary Consumers	:	5
Number of Consumer Representatives	:	10
4. Council Authority	:	Executive Order
5. Frequency of Council Meetings	:	Every other month
6. Business Conduct Between Meetings	:	Executive committee Committee structure
7. Council Standing Committees:	:	Planning 10 members Monitoring & Eval. 10 members Educ. & Advocacy 10 members
8. Other Committees or Task Forces	:	None
9. Authority of Committees	:	Advisory

# MARYLAND

1. Number of Council Members:	:	41
2. State Agencies Represented:	:	Medical Assistance State Planning Special Programs MH & Addictions Human Resources Aging Health & Mental Hygiene
Non-State Agencies and Programs	:	Gifted & Handicapped School State University County Public School System Special Education MR Center Handicapped Inst. Community Agency under Dept. Educ. Private Residential Center Epilepsy Residential Alternative Living Attorney General's Office Senator Archdiocese of MD
3. Number of Primary Consumers	:	10
Number of Consumer Representatives	:	11
4. Council Authority	:	Executive Order Governor
5. Frequency of Council Meetings	:	6 per year
6. Business Conduct Between Meetings	:	4 Task Forces which address goals & objectives of Council in 4 priority areas
7. Council Standing Committees:	:	Executive 7 members Nominating 5 members
8. Other Committees or Task Forces	:	Legal & Human Rights 13 members Programs & Services 10 members Eval. & Planning 7 members Communications & Infor. 8 members
9. Authority of Committees	:	Advisory

MAINE

1. Number of Council Members:	:	29	
2. State Agencies Represented:	:	MH & Corrections MR Advocacy Education Human Services (4)	
Non-State Agencies and Programs	:	ARC Speech Pathology CP Easter Seal MR Adult Program Higher Education Special Education	
3. Number of Primary Consumers	:	3	
Number of Consumer Representatives	:	11	
4. Council Authority	:	Governor	
5. Frequency of Council Meetings	:	Monthly	
6. Business Conduct Between Meetings	:	Committees	
7. Council Standing Committees:	:	Executive	8 members
8. Other Committees or Task Forces	:	Legislative Planning & Develop. Public Educ. & Infor. Project Review & Eval.	6-8 members 6-8 members 6-8 members 6-8 members
9. Authority of Committees	:	Advisory	

MASSACHUSETTS

1. Number of Council Members:	:	39
2. State Agencies Represented:	:	Human Services Elder Affairs Rehabilitation Higher Education (6)
Non-State Agencies and Programs	:	Maine ARC Local ARC Tubular Sclerosis CP Handicapped Coalition Civil Rights Attorney General's Office Senator Representative Local agency
3. Number of Primary Consumers	:	8
Number of Consumer Representatives	:	11
4. Council Authority	:	Governor
5. Frequency of Council Meetings	:	Monthly
6. Business Conduct Between Meetings	:	Committees
7. Council Standing Committees:	:	Community services 13 members + ad hoc Early Intervention 6 members + ad hoc Legal Rights & Oppor. 9 members + ad hoc Legislative 11 members + ad hoc Monitoring & Eval. 13 members + ad hoc Public Awareness 13 members + ad hoc Screening 7 members + ad hoc Human Rights 3 members + ad hoc
8. Other Committees or Task Forces	:	None
9. Authority of Committees	:	Advisory

# MICHIGAN

1. Number of Council Members:	:	21
2. State Agencies Represented:	:	Mental Health ) Educ. of Handicapped ) Voc. Rehab. ) Rep. by Public Asst-Medical Asst ) 5 persons Social Services ) M&CH-Crippled Children ) Comprehensive Health Plan.) Institutionalized MR Serv.)
Non-State Agencies and Programs	:	UAF Epilepsy Univ. Michigan Hospital Council Regional Chairpersons State College
3. Number of Primary Consumers	:	4
Number of Consumer Representatives	:	7
4. Council Authority	:	Executive Order
5. Frequency of Council Meetings	:	Monthly
6. Business Conduct Between Meetings	:	Committees
7. Council Standing Committees:	:	Executive 4 members Plan Develop. 6 members Educ. & Trng. 3 members Legislative 3 members
8. Other Committees or Task Forces	:	Roles & Respons. 6 members of RICCS (Inter- Agency Coord.)
9. Authority of Committees	:	Advisory

MINNESOTA

1. Number of Council Members: : 27
2. State Agencies Represented: : Education  
Welfare  
Serv.for Children with Hand.  
Voc. Rehab.
- Non-State Agencies and Programs :  
Activity Centers  
Residential Facilities  
Interested Persons
3. Number of Primary Consumers : 5  
Number of Consumer Representatives : 9
4. Council Authority : Executive Order
5. Frequency of Council Meetings : Monthly
6. Business Conduct Between Meetings : Committees
7. Council Standing Committees: : Executive 7-9 members  
Public Infor. 7-9 members  
Advocacy 7-9 members  
Governmental Oper. 7-9 members  
Grant Review 5 members
8. Other Committees or Task Forces : Comprehensive Plan. 7-9 members  
Prevention 7-9 members  
Regionalism 7-9 members  
Council Impact 7-9 members
9. Authority of Committees : Advisory



## MISSISSIPPI

1. Number of Council Members:	:	21
2. State Agencies Represented:	:	Educ. for Handicapped Voc. Rehab. Public Asst-Medical Asst-Soc.Serv. M&CH-Crippled Children-Comp,Health Mental Health
Non-State Agencies and Programs	:	UAF Special Education Epilepsy UCP Institutionalized MR Ser. Advocacy for DD
3. Number of Primary Consumers*	:	5
Number of Consumer Representatives*:	:	8
(*May also represent State or non-State Agencies)		
4. Council Authority	:	Governor
5. Frequency of Council Meetings	:	Quarterly
6. Business Conduct Between Meetings	:	Planner meets with President Committees
7. Council Standing Committees:	:	Planning 6 members Public Awareness 5 members Evaluation 5 members State Plan Review 5 members
8. Other Committees or Task Forces	:	None
9. Authority of Committees	:	Advisory

# MISSOURI

1. Number of Council Members:	:	19	
2. State Agencies Represented:	:	Special Education Family Services Voc. Rehab. Health Mental Health Elderly & Handicapped/Div.Transit	
Non-State Agencies and Programs	:	UAF UCP  Interested Persons	
3. Number of Primary Consumers	:	3	
Number of Consumer Representatives	:	5	
4. Council Authority	:	Executive Order	
5. Frequency of Council Meetings	:	Monthly	
6. Business Conduct Between Meetings	:	Committees	
7. Council Standing Committees:	:	Executive	4 members
		Community Serv.	11 members
		Evaluation	3 members
		Institutional Ser.	3 members
		Legislative	4 members
		Planning & Coord.	4 members
		Research & Prevention	4 members
8. Other Committees or Task Forces	:	Community Placement T.F.	4 members
		Transportation T.F.	4 members
		Autism	4 members
		Emotionally Disturbed	6 members
		MR Persons	
		Elderly MR	5 members
		MR Offenders	4 members
9. Authority of Committees	:	Advisory	

MONTANA

1. Number of Council Members:	:	22	
2. State Agencies Represented:	:	SRS Health & Environmental Sci. Institutions Public Instruction	
Non-State Agencies and Programs	:	Special Education Legislators (4) Physician Attorney Psychologist Social Worker	
3. Number of Primary Consumers	:	1	
Number of Consumer Representatives	:	8	
4. Council Authority	:	Governor	
5. Frequency of Council Meetings	:	6 per year	
6. Business Conduct Between Meetings	:	Committee structure	
7. Council Standing Committees:	:	Executive Planning Evaluation Finance Advocacy Administrative Rules	6 members 5 members 5 members 5 members 5 members 5 members
8. Other Committees or Task Forces	:	Diagnosis, Eval. & Case Mgt. By-Laws Prevention Committees Legislative	4 members  3 members 5 members 3 members 5 members
9. Authority of Committees	:	Advisory	

# NEBRASKA

1. Number of Council Members:	:	15
2. State Agencies Represented:	:	Maternal & Child Health Comprehensive Planning Special Educ-Voc. Rehab-Voc.Educ. Welfare Public Institutions
Non-State Agencies and Programs	:	Higher Learning March of Dimes Local MR agencies
3. Number of Primary Consumers	:	3
Number of Consumer Representatives	:	4
4. Council Authority	:	Executive Order Governor
5. Frequency of Council Meetings	:	Monthly
6. Business Conduct Between Meetings	:	Committee structure
7. Council Standing Committees:	:	Executive 6 members Reg. Council Coord. 13 members Grant Review 12 members Leg. & Advocacy 10 members Planning 19 members
8. Other Committees or Task Forces	:	Definition of DD T.F. 8 members Family Support T.F. 15 members In-Home Community Support 15 members Autism T.F. 8 members
9. Authority of Committees	:	Advisory

NEVADA

1. Number of Council Members:	:	11
2. State Agencies Represented:	:	Human Resources Education
Non-State Agencies and Programs	:	Rural School Districts ARC  Local MR agencies
3. Number of Primary Consumers	:	2
Number .of Consumer Representatives	:	4
4. Council Authority	:	Governor
5. Frequency of Council Meetings	:	Quarterly
6. Business Conduct Between Meetings	:	Committees, memo, telephone
7. Council Standing Committees:	:	Executive 4 members Legislative 6 members By-Laws 4 members
8. Other Committees or Task Forces	:	State Plan T.F. (New) Ad hoc as needed
9. Authority of Committees	:	Council gives authority

NEW HAMPSHIRE

1. Number of Council Members:	:	6
2. State Agencies Represented:	:	Education
		Health & Welfare
Non-State Agencies and Programs	:	Interested Person
3. Number of Primary Consumers	:	1
Number of Consumer Representatives	:	2
4. Council Authority	:	Governor
5. Frequency of Council Meetings	:	6 per year
6. Business Conduct Between Meetings	:	Telephone
7. Council Standing Committees:	:	None
		By-Laws are being revised.
8. Other Committees or Task Forces	:	None
9. Authority of Committees	:	N/A

NEW JERSEY

1. Number of Council Members:	:	30
2. State Agencies Represented:	:	MR MH Youth & Family Serv. Voc. Rehab. Community Affairs Public Advocate Comprehensive Health Planning M&CH-Health Serv.for Children Special Education Medicaid Public Welfare Higher Education Health Professions Public Advocate Community Affairs
Non-State Agencies and Programs	:	None
3. Number of Primary Consumers	:	6
Number of Consumer Representatives	:	9
4. Council Authority	:	State Statute
5. Frequency of Council Meetings	:	Every other month
6. Business Conduct Between Meetings	:	Committee - staff
7. Council Standing Committees:	:	Executive 7 members Legislative 3-7 members Planning, Priority 3-7 members Setting & Eval. Public Infor. 3-7 members Advocacy 3-7 members SCRIPP (Advisory) 3-7 members
8. Other Committees or Task Forces	:	None
9. Authority of Committees	:	Advisory

NEW MEXICO

1. Number of Council Members:	:	22
2. State Agencies Represented:	:	Health Serv. MR Special Education Behavioral Health Voc. Rehab. Human Services Health Planning
Non-State Agencies and Programs	:	Coalition of DD Providers Coalition of MH Providers Medical & Early Identification & Intervention CP
3. Number of Primary Consumers	:	3
Number of Consumer Representatives	:	8
4. Council Authority	:	Executive Order
5. Frequency of Council Meetings	:	Quarterly
6. Business Conduct Between Meetings	:	Executive Committee Committees
7. Council Standing Committees:	:	Executive 8 members State Planning 5 members
8. Other Committees or Task Forces	:	Legislative 5 members Systems Advocacy 6 members
9. Authority of Committees	:	Council gives authority



NEW YORK

1. Number of Council Members:	:	22
2. State Agencies Represented:	:	Social Services Health Youth Div. Educ. Children with Hand. MR & DD Voc. Rehab.
Non-State Agencies and Programs	:	Dental program Community residences UCP Assn. for Learning Disabled Other
3. Number of Primary Consumers	:	4
Number of Consumer Representatives	:	7
4. Council Authority	:	Governor
5. Frequency of Council Meetings	:	Quarterly
6. Business Conduct Between Meetings	:	Executive Committee Committees - Staff
7. Council Standing Committees:	:	Executive 6 members Protection & Advocacy 5 members Planning 6 members Public Education 4 members Evaluation 5 members
8. Other Committees or Task Forces	:	By-Laws 4 members
9. Authority of Committees	:	Advisory

NORTH CAROLINA

1. Number of Council Members:	:	29
2. State Agencies Represented:		Div. Aging Health Planning & Develop. Social Services Serv. for Blind Public Instruction Health Services Voc. Rehab. Asst. Secy, for Children Corrections Youth Serv. MH/MR & Substance Abuse
Non-State Agencies and Programs	:	UAF ARC UCP Epilepsy Autistic Citizens Legislators (3) Other (2)
3. Number of Primary Consumers	:	1
Number of Consumer Representatives	:	7
4. Council Authority	:	Governor
5. Frequency of Council Meetings	:	Quarterly
6. Business Conduct Between Meetings	:	Committees - Correspondence
7. Council Standing Committees:	:	Executive 7 members Planning 7 members Program Review & Strategies 8 members Public Awareness 7 members Evaluation 5 members Legislation 8 members
8. Other Committees or Task Forces	:	Cast Mgt. T.F. 9 members
9. Authority of Committees	:	Advisory

NORTH DAKOTA

1. Number of Council Members:	:	35
2. State Agencies Represented:	:	Institutions Special Education State Inst, for Retarded Social Service M&CH - State Health Job Service Higher Learning
Non-State Agencies and Programs	:	Council Special Educ. MH & Retarded & Human Serv. Vocational Adjustment Job Adv. Vocational Education Assn. County Social Service Boards Legal Aid to the DD Legislators (4)
3. Number of Primary Consumers	:	6
Number of Consumer Representatives	:	12
4. Council Authority	:	N.D. Century Code
5. Frequency of Council Meetings	:	Every other month
6. Business Conduct Between Meetings	:	Committees
7. Council Standing Committees:	:	Executive 6 members Governmental Affairs 7 members Agency Facilitation 9 members Public Educ. & Aware. 5 members Eval. & Advocacy 6 members Certification 3 members Minority Affairs 4 members
8. Other Committees or Task Forces	:	Ad hoc as needed
9. Authority of Committees	:	Council gives authority

OHIO

1. Number of Council Members:	:	20	
2. State Agencies Represented:		Health Special Education Public Welfare Rehab. & Corrections MH & MR Rehab. Services Commission	
Non-State Agencies and Programs	:	UAF UCP Epilepsy MR Board	
3. Number of Primary Consumers	:	4	
Number of Consumer Representatives	:	6	
4. Council Authority	:	Governor	
5. Frequency of Council Meetings	:	Monthly	
6. Business Conduct Between Meetings	:	Committees	
7. Council Standing Committees:	:	Executive Inter-Agency Alternative Community Living Arrangements Child Development	8 members 9 members 13 members 11 members
8. Other Committees or Task Forces	:	Public Images Legislative	15 members varied
9. Authority of Committees	:	Advisory	

OKLAHOMA

1. Number of Council Members:	:	36
2. State Agencies Represented:	:	Education Rehab. Services Public Assistance Medical Assistance Social Services Health Crippled Children Serv. Health Planning Vocational Education Employment Security MH Institutional MR DD
Non-State Agencies and Programs	:	UAF  Citizens with Advocacy Interests (4)
3. Number of Primary Consumers	:	9
Number of Consumer Representatives	:	9
4. Council Authority	:	Executive Order
5. Frequency of Council Meetings	:	Quarterly
6. Business Conduct Between Meetings	:	Chairperson and Staff
7. Council Standing Committees:		Budget Review 3 members  Monitoring & Eval. 3 members
8. Other Committees or Task Forces	:	None
9. Authority of Committees	:	Advisory

OREGON

1. Number of Council Members: : 11
2. State Agencies Represented: : Human Resources  
Education  
  
Non-State Agencies and Programs : UAF  
Senator  
ARC ) Rep. by  
UCP ) 1 person  
Epilepsy)
3. Number of Primary Consumers : 2  
  
Number of Consumer Representatives : 4
4. Council Authority : Executive Order
5. Frequency of Council Meetings : Quarterly
6. Business Conduct Between Meetings : Telephone - correspondence
7. Council Standing Committees: : Executive 3 members
8. Other Committees or Task Forces : Ad hoc as needed
9. Authority of Committees : Council gives authority to act

PENNSYLVANIA

1. Number of Council Members:	:	22
2. State Agencies Represented:	:	Public Welfare Education Health Voc. Rehab.
Non-State Agencies and Programs	:	UAF ARC Epilepsy Soc. Autistic Children UCP Assn. Children with Learning Disab. Other
3. Number of Primary Consumers	:	3
Number of Consumer Representatives	:	8
4. Council Authority	:	Governor
5. Frequency of Council Meetings	:	Monthly
6. Business Conduct Between Meetings	:	Committees
7. Council Standing Committees:	:	Executive 5 members
8. Other Committees or Task Forces	:	Planning 14 members Implementation 10 members & Review Legislative 19 members Prevention 12 members Public Awareness 4 members
9. Authority of Committees	:	Advisory

PUERTO RICO

1. Number of Council Members:	:	27
2. State Agencies Represented:	:	Labor Health Education Social Services Rehabilitation Family Services Mental Health Crippled Children
Non-State Agencies and Programs	:	Various community
3. Number of Primary Consumers	:	3
Number of Consumer Representatives	:	10
4. Council Authority	:	Executive Order Governor
5. Frequency of Council Meetings	:	Monthly
6. Business Conduct Between Meetings	:	Committees
7. Council Standing Committees:	:	Planning 4-5 members Monitoring 4-5 members Evaluation 4-5 members Liaison P&A Sys. 4-5 members Proposal 4-5 members
8. Other Committees or Task Forces	:	None
9. Authority of Committees	:	Advisory



RHODE ISLAND

1. Number of Council Members:	:	27
2. State Agencies Represented:	:	MH, Retardation & Hosp. Health Education Voc. Rehab. Budget
Non-State Agencies and Programs	:	Easter Seal UCP Behavioral Development Ctr. Exec. Directors for ARC's ARC Rehabilitation Ctr. Attorney General's Office Diocesan Apostolate for Hand. Child Development Ctr.
3. Number of Primary Consumers	:	5
Number of Consumer Representatives	:	8
4. Council Authority	:	Legislative
5. Frequency of Council Meetings	:	Quarterly
6. Business Conduct Between Meetings	:	Committee Structure
7. Council Standing Committees:	:	Executive 7 members Legislative 6 members Planning, Monitoring & Evaluation 7 members Public Infor. & Educ. 5 members Membership 3 members Consumer Task Force 13 members
8. Other Committees or Task Forces	:	None
9. Authority of Committees	:	Advisory

SOUTH CAROLINA

1. Number of Council Members:	:	38
2. State Agencies Represented:	:	Education Health & Environment MH MR Social Services Voc Rehab. Corrections Youth Services Higher Education
Non-State Agencies and Programs	:	UAF Governor's Office Commission for Blind School for Deaf & Blind Other
3. Number of Primary Consumers	:	7
Number of Consumer Representatives	:	13
4. Council Authority	:	Governor
5. Frequency of Council Meetings	:	Quarterly
6. Business Conduct Between Meetings	:	Executive Committee Standing Committees
7. Council Standing Committees:	:	Executive 10 members Membership 3 members Advocacy 7 members Legislative 8 members Monitoring & Eval. 7 members Planning 7 members Public Awareness 9 members
8. Other Committees or Task Forces	:	Deinstitutionalization 13 members T.F.
9. Authority of Committees	:	Advisory

SOUTH DAKOTA

1. Number of Council Members:	:	19
2. State Agencies Represented:	:	Special Education Hand. Voc. Rehab. Medical Assistance M&CH-Crippled Children-Comp.Health MH Planning Bureau Institutional Services
Non-State Agencies and Programs	:	Assn. County Commissioners  (UAF - Consultant)
3. Number of Primary Consumers	:	2
Number of Consumer Representatives	:	9
4. Council Authority	:	Executive Order
5. Frequency of Council Meetings	:	Quarterly
6. Business Conduct Between Meetings	:	Executive Committee and  Communication
7. Council Standing Committees:	:	Executive 5 members
8. Other Committees or Task Forces	:	None
9. Authority of Committees	:	Council gives authority

TENNESSEE

1. Number of Council Members:		29
2. State Agencies Represented:	:	Education Handicapped Voc. Rehab. Human Services Public Health Employment Security MH & MR
Non-State Agencies and Programs	:	None
3. Number of Primary Consumers	:	5
Number of Consumer Representatives	:	18
4. Council Authority	:	Governor
5. Frequency of Council Meetings	:	Quarterly
6. Business Conduct Between Meetings	:	Executive Committee
7. Council Standing Committees:	:	Executive 6 members State Agency 5 members State Plan 7 members Advocacy 3 members Budget & Finance 5 members
8. Other Committees or Task Forces	:	None
9. Authority of Committees	:	Advisory

TEXAS

1. Number of Council Members:	25
2. State Agencies Represented:	: Rehab. Commission MH & MR Health Human Resources Commission for Blind Education
Non-State Agencies and Programs	: Epilepsy MH/MR Center Dentist Higher Education
3. Number of Primary Consumers	: 3
Number of Consumer Representatives	: 12
4. Council Authority	: Governor
5. Frequency of Council Meetings	: Quarterly
6. Business Conduct Between Meetings	: Committees
7. Council Standing Committees:	: Executive 4 members
8. Other Committees or Task Forces	: Monitoring & Eval. 8 members Planning 7 members Systems Advocacy 8 members
9. Authority of Committees	: Advisory

UTAH

1. Number of Council Members:	30
2. State Agencies Represented:	Education Social Services Rehab. Services Health Special Education DD/MR
Non-State Agencies and Programs	UAF Other (2)
3. Number of Primary Consumers	4
Number of Consumer Representatives	17
4. Council Authority	Executive Order
5. Frequency of Council Meetings	Monthly
6. Business Conduct Between Meetings	Committees
7. Council Standing Committees:	Executive 7 members Planning & Eval. 15 member's Public Awareness 8 members Implementation 10-12 members Strategies
8. Other Committees or Task Forces	Project Review 6 members Transportation T.F. 20 members Monitoring new
9. Authority of Committees	Council gives authority

• VERMONT

1. Number of Council Members:		36
2. State Agencies Represented:	:	Special Education Health MH Social & Rehab. Serv. Special Welfare Comprehensive Health Planning
Non-State Agencies and Programs	:	UAF Local MH (3) Hand.Opportunity Employment Epilepsy Developmental Center Hand. Children achievement ctr. Other
3. Number of Primary Consumers	:	7
Number of Consumer Representatives	:	11
4. Council Authority	:	Executive Order Governor
5. Frequency of Council Meetings	:	Quarterly
6. Business Conduct Between Meetings	:	Executive & other Committees
7. Council Standing Committees:	:	Steering                7 members Nominating            3 members
8. Other Committees or Task Forces	:	Project Review        6 members Human Rights          7 members
9. Authority of Committees	:	Advisory

## VIRGINIA

1. Number of Council Members: 24
2. State Agencies Represented: :  
Education  
Rehabilitative Serv.  
Welfare  
Health  
MH & MR  
Corrections  
Commission Visually Hand.  
Employment Commission
- Non-State Agencies and Programs :  
Visual & Deaf School  
Child Development Center  
Special Education - Univ. VA  
Special Education - Norfolk St.Univ.
3. Number of Primary Consumers : 4
- Number of Consumer Representatives : 8
4. Council Authority : Executive
5. Frequency of Council Meetings : Quarterly
6. Business Conduct Between Meetings : Interim Committee meetings
7. Council Standing Committees: :  
Steering 7 members  
Evaluation 9 members  
Advocacy & Awareness 8 members  
Planning & Impl. 10 members
8. Other Committees or Task Forces :  
By-Laws 3 members  
Nominating 3 members  
Providers T.F. 8 members
9. Authority of Committees : Council gives authority



# VIRGIN ISLANDS

1. Number of Council Members:		18	
2. State Agencies Represented:	:	Welfare Social Services Public Health M&CH-Crippled Children Mental Health Voc. Rehab. Medical Assistance Educ. Handicapped Public Assistance	
Non-State Agencies and Programs	:	None	
3. Number of Primary Consumers	:	2	
Number of Consumer Representatives	:	7	
4. Council Authority	:	Governor	
5. Frequency of Council Meetings	:	Quarterly	
6. Business Conduct Between Meetings	:	Committee Structure	
7. Council Standing Committees:	:	Executive	5 members
		Public Awareness & Education	5 members
		Planning	7 members
		Resource	5 members
8. Other Committees or Task Forces	:	Barrier Free Comm.	6 members
9. Authority of Committees	:	Advisory	

WASHINGTON

1. Number of Council Members:		26
2. State Agencies Represented:	:	Education Hand. Voc. Rehab. Public Asst. & Social Serv. Medical Asst-M&CH-Crippled Children-Comp. Health Mental Health DD-Institutional MR
Non-State Agencies and Programs	:	UAF Childrens Orthopedic Hosp. UCP Exceptional Education Attorney  Other
3. Number of Primary Consumers	:	5
Number of Consumer Representatives	:	9
4. Council Authority	:	Executive Order
5. Frequency of Council Meetings	:	Monthly
6. Business Conduct Between Meetings	:	Committee Structure
7. Council Standing Committees:	:	None
8. Other Committees or Task Forces	:	Executive 7-17 members Integrative Serv. 7-17 members Residential Serv. 7-17 members Education & Trng. 7-17 members Health & Prevention 7-17 members Employment 7-17 members
9. Authority of Committees	:	Advisory

WEST VIRGINIA

1. Number of Council Members: 25
2. State Agencies Represented: : Welfare (4 Agencies)  
Maternal & Child Health  
Behavioral Health  
Voc. Rehab.  
  
Non-State Agencies and Programs : UAF  
County School System  
Other
3. Number of Primary Consumers : 5  
  
Number of Consumer Representatives : 10
4. Council Authority : Executive Order Governor
5. Frequency of Council Meetings : 6 per year
6. Business Conduct Between Meetings : Committee, telephone, memo
7. Council Standing Committees: : Executive 4 members  
Legislative 4-5 members  
Review 5 members  
Planning 5 members  
Evaluation 4 members
8. Other Committees or Task Forces : Group Homes 20 members  
DD Serv.-MH/MR 20-25 members  
Centers
9. Authority of Committees : Advisory

WISCONSIN

1. Number of Council Members: 16
2. State Agencies Represented: : Public Instruction  
Health & Social Services  
Industry, Labor & Human Relations  
  
Non-State Agencies and Programs : Univ. Wisconsin System  
DD Service Center  
Neurology-Pediatrics  
Group home  
County DD Board  
Other
3. Number of Primary Consumers : 3  
  
Number of Consumer Representatives : 4
4. Council Authority : Governor
5. Frequency of Council Meetings : 8 per year
6. Business Conduct Between Meetings : Committees
7. Council Standing Committees: : Executive 4 members  
Planning 12 members + non-Council  
Education-Infor. 3 members + non-Council  
Govt. Affairs 4 members + non-Council  
Evaluation
8. Other Committees or Task Forces : Impact Study 3 members + non-Council
9. Authority of Committees : Advisory

WYOMING

- |                                      |   |  |           |
|--------------------------------------|---|--|-----------|
| 1. Number of Council Members:        | : | 8  |           |
| 2. State Agencies Represented:       | : | None   |           |
| Non-State Agencies and Programs      | : | Governor's Office<br>County government<br>Community programs |           |
| 3. Number of Primary Consumers       | : | 1  |           |
| Number of Consumer Representatives   | : | 3  |           |
| 4. Council Authority                 | : | Executive Order  |           |
| 5. Frequency of Council Meetings     | : | Quarterly  |           |
| 6. Business Conduct Between Meetings | : | Sub-committees   |           |
| 7. Council Standing Committees:      | : | Planning   | 8 members |
|                                      |   | Evaluation   | 8 members |
|                                      |   | Advocacy   | 8 members |
| 8. Other Committees or Task Forces   | : | Deinstitutionalization<br>T.F.                               | 8 members |
| 9. Authority of Committees           | : | Advisory   |           |

## CONCLUSIONS

The passage of PL 95-602 required substantial changes in the membership of a DD State Planning Council from that required in PL 94-103. The most radical change was that the new law requires that a Council have one-half consumers and/or consumer representatives in its membership. Also, the Council is to have separate representation for each of the nine Federally assisted programs plus separate representation for MR programs and DD programs. Additional required representation in the new law is for individuals representing higher education, local governmental agencies, non-governmental agencies, and providers of service.

If one counts the number of required members of the DD Council in the current Bureau of Developmental Disabilities distributed Guidelines for the three year plan, there are 15 required representatives. If one adds to these required individuals the one-half consumer representatives, then a DD Council must consist of at least 30 individuals.

However, one person may represent more than one program if the state plan contains a waiver that the person representing more than one program "has the knowledge and authority to speak for and act for those programs." (Page 6, footnote, of the Guidelines to the three year plan.)

Using the 30 or over number as necessary for a Council, the results of this project show that there are only 14 Councils which have over 30 members. If States have members who represent more than one program then the size of the Council might be 25 or more. If this is the case, then there are 25 Councils, almost one-half of the total number of Councils, which have 25 or more members.

There are 1,311 individuals who are members of DD State Planning Councils in the 50 States and four Territories which participate in the DD program. Of these 1,311 individuals, 217 or 17 percent are primary consumers and 436 or 33 percent are representatives of primary consumers. Therefore, one-half, fifty percent, of the total membership of DD State Planning Councils are either primary consumers or representatives of primary consumers.

About one-fourth of the members of State DD Councils, 27 percent, represent State Agencies, and 23 percent of the members represent programs and agencies which are non-State agencies.

There are eight States which have State Statutes for the operation of their DD State Planning Councils. All other Councils operate as a result of an Executive Order from the

Governor or, in the case of the District of Columbia, an Executive Order from the Mayor.

Most Councils meet quarterly. Only 17 Councils meet every month. Two Councils meet eight times a year and 10 Councils meet six times per year.

A fact which was reported in the survey is that of the 37 Councils which do not meet monthly, business is reported to be conducted by committees of the Council. However, doubt is cast on this element of the report by the fact that only 14 Councils give any authority to their committees to act without approval of the entire Council. Therefore, 20 Councils theoretically rely on the committees to act but the committees have no authority to act without Council approval.

One of the inefficiencies of the State Planning Council which the author has experienced in the last five years of providing technical assistance to State Planning Councils is the inefficient use of committees. Committees meet and work through a difficult and time consuming problem. The committee members come to a consensus and map out a plan for action. The committee chairperson takes the report to the Council. The Council then covers the identical ground that was covered by the committee, both in the discussion of the problem and the formulation of the action strategy, and then the Council votes on the action plan. There is generally an inefficient use and negative reinforcement in the abuse of the committees of DD Councils. This observation is verified in the fact that few Councils presently delegate any action authority to committees.

The standing committees which Councils have is an interesting study in various organizational philosophies. Every Council, with the exception of three, have at least one standing committee. The average number of standing committees is 4 per Council.

The types of standing committees which are retained by Councils show no clear universal organizational structure to State Planning Councils for the DD program. Almost every Council has an Executive Committee which usually functions as the business agent for the Council. Thirty-one of the Councils, or 57 percent, have a Planning Committee as one of their standing committees. Almost one-half, 24 Councils, have a Monitoring and Evaluation Committee as a standing committee. These three committees. Executive, Planning and Evaluation, are the only three upon which any agreement across Councils is apparent.

The next three standing committees which have any magnitude of acceptance by Councils are Legislative, 19 Councils, Public Awareness, 18 Councils and Advocacy, 13 Councils. Therefore these three committees are used in about one-third of the Councils as standing committees.

It is surprising that only 7 Councils have a Budget Committee as a standing committee. The fiscal aspects of the DD program, proper allocation of the DD resources and general operation of any organization would seem to require more Councils to see the Budget Committee as a requirement. However, some of the functions of a Budget Committee may be taken over by the Grants Review Committee, which exists in 9 Councils. Seven Councils maintain a Membership and Nominating Committee as a standing committee.

The other list of standing committees, of which there are 27 different types, are usually functional assignments which have been given to standing committees.

There are 35 Councils which use task forces or other committees in the conduct of the DD program. Eleven Councils have one such committee and 8 Councils have two such committees. There is little presentable information as to the functional activities of these committees or task forces across Councils.



## RECOMMENDATIONS

There are several recommendations which I would like to make as a result of analyzing the data collected and reported in this project. I submit that these recommendations, if enacted, would increase the efficiency of the DD State Planning Councils and thereby aid the DD program in the several States and throughout the nation.

### RECOMMENDATION NUMBER 1:

Develop and implement an effective training program in the responsibilities and activities of DD State Planning Council membership.

### RECOMMENDATION NUMBER 2:

Study and develop a program for effective utilization and integration of primary consumers into the operation and organization of the State DD Planning Councils.

### RECOMMENDATION NUMBER 3:

Develop an organizational profile of a State DD Planning Council which contains recommended standing committee structure and committee duties and responsibilities.

### RECOMMENDATION NUMBER 4:

Develop a program and training which teaches effective utilization of the volunteer professional and lay person in the group process.

The DD State Planning Council is critical to the success of the Formula Grant Program in the nation. The State Council should be a decision making group which operates efficiently and effectively for the coordination of services to individuals with developmental disabilities. The fact that there is a lack of structural uniformity and no apparent delegation of authority to committees indicates that some improvement may be made in the organizational process of this group which plays such a crucial role in the program.

The GAO report also points to the structural function of the Council across States as a serious problem in the program. Therefore, I would recommend that in the immediate future the DD program looks into methods by which more uniformity of process and training of Council members can be accomplished nationwide to enhance the further successful implementation of the DD program and its intended activities.

APPENDIX A

INSTITUTE FOR COMPREHENSIVE PLANNING  
STATE DEVELOPMENTAL DISABILITIES COUNCILS

1. How many Council members do you have? \_\_\_\_\_

2. How many Council members represent agencies or programs? \_\_\_\_\_  
What agencies/programs? (list)


3. How many Council members are consumers or consumer representatives? \_\_\_\_\_

How many primary consumers? \_\_\_\_\_

How many representatives of consumers? \_\_\_\_\_

4. By what authority? \_\_\_\_\_

5. How often does your Council meet? \_\_\_\_\_

6. If less than monthly, how does the Council conduct business between meetings? Explain \_\_\_\_\_

7. How many standing committees does the Council have? \_\_\_\_\_  
(Mandated in the By-Laws) What are they? (list)

<u>Name</u>	<u>No. of members</u>
_____	_____
_____	_____
_____	_____
_____	_____
_____	_____
_____	_____
_____	_____
_____	_____
_____	_____

8. How many other committees or task forces? What are they? \_\_\_\_\_  
(list)

<u>Name</u>	<u>No. of members</u>
_____	_____
_____	_____
_____	_____
_____	_____
_____	_____

9. What authority do the committees have to:  
Take action? \_\_\_\_\_  
Spend money? \_\_\_\_\_  
Do they have a budget? \_\_\_\_\_

APPENDIX B

DD STAFF DIRECTORS

MARCH, 1980

DD STAFF DIRECTORS - MARCH, 1980

REGION I

Mr. Edward T. Preneta  
Staff Director  
Dept. of Mental Retardation  
79 Elm St.  
Hartford, CT 06115  
(203) 566-5490

Ms. Carol Lenna  
DD Planning Coordinator  
Bureau of MR  
State Office Bldg., Rm. 411  
Augusta, ME 04330  
(207) 289-3149

Mr. Steve Rosner, Director  
MA DD Council  
One Ashburton Pl., Rm. 2133  
Boston, MA 02108  
(617) 727-6374

Ms. Jackie Teague, Acting Dir.  
Div. of Mental Health  
105 Pleasant St.  
Concord, NH 03301  
(603) 271-4711

Ms. Wileen Rosner Snow  
Director DD Council  
Aime J. Forand Bldg.  
600 New London Ave.  
Cranston, R.I. 02920  
(401) 464-3191

Mr. Stephen S. Chupack, Exec. Secy  
DD Council  
State Office Bldg.  
103 So. Main St.  
Waterbury, VT 05676  
(802) 241-2612

REGION II

Ms. Catherine Rowan, Exec. Dir.  
N.J. DD State Council  
108-110 N. Broad St.  
Trenton, NJ 08625  
(609) 292-3745

Mr. Nick Constantino, Director  
Office of MR/DD  
Dept. of Mental Hygiene  
44 Holland Ave.  
Albany, NY 12208  
(518) 474-3656

Mrs. Iris Rodriguez, Exec. Dir.  
Puerto Rico DD Council  
Box 9543  
Santurce, PR 00908  
(809) 722-0590

Ms. Myrna Sueiro  
Coordinator V.I. DD Council  
Div. MCH & CC  
P.O. Box 520  
Christiansted, St. Croix, V.I. 00820  
(809) 778-0751

REGION III

Mr. Jim Linehan, Administrator  
William State Service Center  
805 River Rd.  
Dover, DE 19901  
(302) 678-5338

Mr. Raymond Terry, Planning Dir.  
DD Council  
Dept. of Human REsources, Rm. 1056  
Div. of Comprehensive Health Planning  
1329 E St., N.W.  
Washington, D.C. 20004  
(202) 673-7529

Mr. Philip C. Holmes, Director  
DD Council  
Office of Mental Health & Hygiene  
O'Connor Bldg. - 4th Fl.  
201 West Preston St.  
Baltimore, MD 21201  
(301) 383-3358

Mr. Thomas Derr, Acting Executive Dir.  
DD Council  
2101 No. Front St.  
Riverside Office Bldg.  
Harrisburg, PA 17110  
(717) 787-6057

Mr. Allen Cohen, Planning Dir.  
DD Council  
9th St. Office Bldg., Suite 1005  
Richmond, VA 23219  
(804) 786-7788

Mr. George Bennett  
Planning Director, DDSA  
c/o Commission on MR  
State Capitol Bldg.  
Charleston, WV 25305  
(304) 348-2963

REGION IV

Mr. Dale W. Scott, Exec. Dir.  
AL Dept. of Mental Health  
135 So. Union  
Montgomery, AL 36104  
(205) 834-4350

Mr. Joe Krieger, Director DD  
Retardation Program Office  
1311 Winewood Blvd., Bldg. 5  
Tallahassee, FL 32301  
(904) 488-4257

Ms. Zebe Chestnut, Director  
DD Staff to Council  
Dept. of Human Resources  
618 Ponce de Leon Ave., N.E.  
Atlanta, GA 30308  
(404) 894-5790

Ms. Debra Miller  
Director DD Council  
Bureau for Health Services  
275 East Main St.  
Frankfort, KY 40601  
(502) 564-2157

Mr. Jim Keene, Planning Director  
DD Council  
325 N. Salisbury St.  
Albermarle Bldg., Rm. 503-A  
Raleigh, NC 27611  
(919) 733-6566

Mr. Roy Bruninghaus  
Chief DD Section  
(919) 733-7787

Mr. Ed Bell, Planning Dir.  
DD Council  
Dept. of Mental Health  
1100 Robert E. Lee Bldg.  
Jackson, MS 39201  
(601) 354-6692

Ms. Sherry Fisher, Exec. Dir.  
DD Council  
Health & Social Development  
Edgar A. Brown Bldg.  
1205 Pendleton St.  
Columbia, SC 29201  
(803) 758-8016

Mr. Phillip Miller, Exec. Dir.  
TN Planning Council  
501 Union Bldg., 4th Fl.  
Nashville, TN 37219  
(615) 741-1742

REGION V

Mr. Raymond R. Ramirez  
Council Administrator  
Governor's Planning Council on DD  
222 So. College - 1st Floor  
Springfield, IL 62706  
(217) 782-9696

Ms. Cynthia Brantner, Director  
DD Council  
117 State House  
Indianapolis, IN 46204  
(317) 232-2499

Mr. Thomas A. Jones, Exec. Dir.  
MI State Planning Council for DD  
Lewis-Cass Bldg. - 6th Fl.  
Lansing, MI 48926  
(517) 373-6470

Ms. Marylee Fithian, Dir.  
MN DD Planning Office  
Governor's Planning Council on DD  
200 Capitol Square Bldg.  
550 Cedar St.  
St. Paul, MN 55101  
(612) 296-4018

R. Jerry Adams, Ph.D., Exec. Dir.  
Ohio DD Planning Council  
30 E. Broad St.  
State Office Towers  
Columbus, OH 43215  
(614) 466-5205

Ms. Jayn Wittenmyer, Exec. Dir.  
WI Council on DD  
1 W. Wilson St., Rm. 1120-C  
Madison, WI 53702  
(608) 266-7826



REGION VI

Ms. Mary Eddy Thomas  
Coordinator, DD Services  
AR Dept. **Of** MR/DD  
Waldon Bldg., Suite 400  
7th and Main  
Little Rock, AR 72201  
(501) 371-3494

Dr. Ann Farber  
Office of Mental Retardation  
Dept. of Health & Human Resources  
721 Government St.  
Baton Rouge, LA 70802  
(504) 342-6804

Ms. Kaye Lenihan Smith, Director  
DD Council  
Div. of Vocational Rehabilitation  
P.O. Box 1830  
Santa Fe, NM 87503  
(505) 827-5581

Mr. Ray Ashbourne, Director  
Developmental Disabilities Council  
Dept. of Institutions, SRS  
Box 25352  
Oklahoma City, OK 73125  
(405) 521-3617

Ms. Claudia Dixon  
Planning Director DD Council  
TX Dept. of MH/MR  
P.O. Box 12268 Capitol Station  
Austin, TX 78711  
(.512) 454-3761

Mr. Clarence Jackson  
Executive Director

REGION VII

Mr. C. L. Hemphill  
Director DD Program  
Office of Planning & Programming  
523 E. 12th St.  
Des Moines, IA 50319  
(515) 281-3711

Ms. Janet Schalansky  
Director DD Council  
Div. MH & Retardation Services  
State Dept. of SRS  
State Office Bldg., 5th Fl.  
Topeka, KS 66612  
(913) 296-3471

Mr. Kenneth L. Dowden, Coor.  
Div. of MR & DD  
Dept. of Mental Health  
2002 Missouri Blvd.  
Jefferson City, MO 65101  
(314) 751-4054

Ms. Beth Macy, Dir.  
Div. of DD  
Dept. of Health  
P. O. Box 95007  
Lincoln, NB 68509  
(402) 471-2981

REGION VIII

Ms. Patricia Burke, Director  
DD Council  
4150 So. Lowell Blvd.  
Denver, CO 80236  
(303) 761-0220

Ms. Beth Richter  
Executive Director  
DD Council  
1218 East Sixth Ave.  
Helena, MT 59601  
(406) 449-3878

Mr. Carl Rodlund  
Director DD Council  
Dept. of Health  
909 Basin Ave.  
Bismarck, ND 58501  
(701) 224-2769

Mr. Thomas E. Scheinost  
Div. Mental Health & MR  
Third Floor, State Office Bldg.  
Pierre, SD 57501  
(605) 773-3438

Ms. Ineda Roe, Exec. Dir.  
UT Advisory Council for the DD  
P.O. Box 11356  
Salt Lake City, UT 84147  
(801) 533-6770

Ms. Julia Robinson, Exec. Dir.  
DD Council  
P.O.Box 1205  
Cheyenne, WY 82001  
(307) 632-7105

REGION IX

Mr. William C. Donovan, Jr.  
Executive Director  
Governor's Council on DD  
1717 W. Jefferson St.  
Phoenix, AZ 85007  
(602) 255-4040

Leopold Lippman, Ph.D.  
Executive Director  
State Developmental Disabilities Council  
1517 L St., Suite 100  
Sacramento, CA 95814  
(916) 322-8481

Mr. Felix J. L. G. Perez  
Coordinator DD Program  
Dept. Vocational Rehabilitation  
GCIC Bldg., 9th Fl.  
414 W. Soledad Ave.  
Agana, GU 96910  
Overseas Operator: 472-8806

Ms. Lily I. Wang, Exec. Secretary  
State Council on DD  
P. O. Box 3378  
Honolulu, HI 96801  
(808) 548-5994

Ms. Anne W. Clancy, DD Planner  
State Developmental Disabilities Council  
Health Planning & Resources, D/HR  
604 Kinkead Bldg., Capitol Complex  
Carson City, NV 89710  
(702) 885-4440

REGION X

Ms. Dorothy J. Truran  
Health Planner II  
The Governor's Council for the Handicapped  
and Gifted  
600 University Ave., Suite C  
Fairbanks, AK 99701  
(907) 479-6507

Mr. J. Stephen Anderson, Exec.Dir.  
Idaho State Council on DD  
The Towers - 7th Fl.  
450 West State St.  
Boise, ID 83720  
(208) 334-4408

Ms. Anna Helm, Exec. Dir.  
Developmental Disabilities Office  
Dept. of Human Resources  
326 Public Service Bldg.  
Salem, OR 97310  
(503) 378-2314

Dr. Stephen Schain, Planning Director  
DD Planning & Advisory Council  
Dept. of Social & Health Services  
Mail Stop PJ-11  
Olympia, WA 98504  
(206) 753-3908